

Pharmaceutical Excipients

Solving Puzzles since 1946



Fuji Chemical Industries Co., Ltd.

Contents

2 Neusilin®

4 Fujicalin®

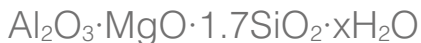
6 F-MELT®

8 FujiSil™



The Specialty Excipient

Neusilin®



Magnesium Aluminometasilicate (JP, USP, EP)


The core benefits of Neusilin® as an excipient



“Multi-problem solver”

Neusilin® solves common problems associated with tableting by facilitating improved and consistent flow of powder mix, providing optimum tablet hardness at low compression forces, protecting the active ingredient from moisture related issues and converting oily or sticky APIs into free flowing powder.

Electron micrograph of Neusilin®



Neusilin® - The Specialty Excipient

A totally synthetic Magnesium Aluminometasilicate with exceptional excipient properties to improve API delivery and the quality of pharmaceutical preparations.

It is a multifunctional excipient that can be used in both direct compression and wet granulation of solid dosage forms. Neusilin® is widely used for improvement of the quality of tablets, powder, granules and capsules.

Neusilin® does not develop gels with aqueous solutions unlike other Magnesium Aluminum Silicates do.

The different grades of Neusilin® have been highly evaluated at home and abroad. It has a market presence of over 65 years in Japan.

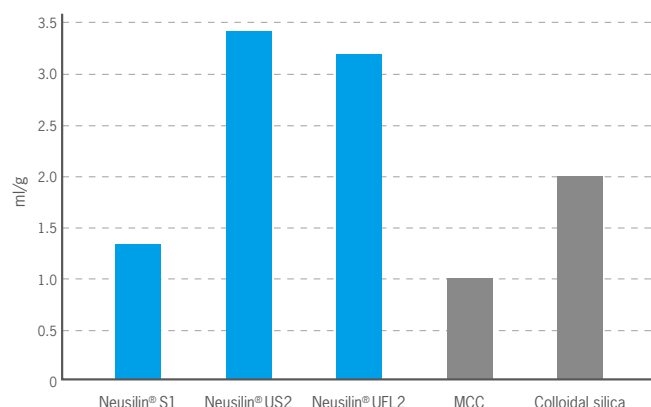
General Properties of Neusilin®

Appearance	White powder or granule						
Form	Amorphous						
True specific gravity	2.0-2.2						
Solubility	Practically insoluble in water and ethanol						
Compositions (Dried at 110°) (%)	<table><tbody><tr><td>Al₂O₃</td><td>29.1-35.5</td></tr><tr><td>MgO</td><td>11.4-14.0</td></tr><tr><td>SiO₂</td><td>29.2-35.6</td></tr></tbody></table>	Al ₂ O ₃	29.1-35.5	MgO	11.4-14.0	SiO ₂	29.2-35.6
Al ₂ O ₃	29.1-35.5						
MgO	11.4-14.0						
SiO ₂	29.2-35.6						

Neusilin® Features

- Improves tablet and powder capsule quality (US2/UFL2/S1/S2)
- Compact tablets with relevant hardness (US2/S1/S2)
- Oil adsorption of poorly water soluble actives (US2/UFL2)
- Improves powder flowability (UFL2)
- Excellent carrier for solid dispersion (US2)
- Anticaking agent for hygroscopic powders (UFL2)
- Stabilization of deliquescent drugs (UFL2)
- Stabilizer (S1/S2)

Oil Adsorption Capacity



Neusilin® US2 and UFL2 grades show higher oil adsorption capacity* when compared to MCC or colloidal silica.

*Linseed oil direct adsorption

Free Flowing Powder of Linseed Oil



Neusilin® US2 +30% linseed oil, Dry at 50°C



Linseed oil tablet, Ø11.3mm, 125N at 500 kg/cm²

Typical Application and Quantity Required

Grade	S1	S2	US2	UFL2
Tablet - binder, disintegrator, increase hardness (%)	5-20	5-20	1-10	1-10
Increase flowability (%)	-	-	-	0.5-5
Stabilization of deliquescent drugs (%)	-	-	5-15	5-15
Excipient/diluent (%)	30-90	30-90	30-90	30-90
Solidification of liquid pharmaceutical preparations (%)	-	-	30-50	30-50
Carrier for Solid dispersion, SMEDDS	-	-	20-50	20-50

Application in Solid Dispersions



Neusilin® is an excellent adsorbent carrier for solid dispersion. Solid dispersions can be prepared via hot melt granulation and Hot Melt Extrusion (HME) to improve dissolution profile of poorly water soluble drugs. For drugs with high melting points, HME can be prepared simply by mixing of crystalline drug and Neusilin® before passing it through the extruder. The extruded sample can be recovered as amorphous powder and then converted to tablets through direct compression.

Neusilin®'s ability to maintain amorphous state of APIs is well recorded. Several publications and commercial success validate that Neusilin® keeps the drug amorphous and stable under accelerated stability as well as long term storage conditions.

4 Grades to meet a variety of needs

Neusilin® comes in 4 grades that differ in bulk density, water content, particle size and pH. These can be selected according to specific applications.

UFL2	US2	S1	S2
Neutral	Neutral	Alkaline	Alkaline
Powder	Granule	Granule	Granule
Low water	Low water	High water	Low water

Pharmacopoeia & Regulatory

Neusilin® meets all requirements of the current USP/NF, EP and JPC. US DMF Type IV filed.

Further reading

- Maniruzzaman M, Nair A, Scoutaris N, Bradley MSA, Snowden MJ and Douroumis D. One step continuous extrusion process for the manufacturing of solid dispersions. *Int J Pharm.* 2015. 496: 42-51
- Maniruzzaman M, Nair A, Renault M, Nandi U, Scoutaris N, Farnish R, Bradley MSA, Snowden MJ and Douroumis D. Continuous twin-screw granulation for enhancing the dissolution of poorly water soluble drug. *Int J Pharm.* 2015. 496: 52-62
- Sohn Y, *et al.*, Development of self-microemulsifying bilayer tablets for pH-independent fast release of candesartan cilexetil. *Pharmazie.* 2012;67:917-24
- Kanuganti S, *et al.*, Paliperidone-loaded self-emulsifying drug delivery systems (SEDDS) for improved oral delivery. *J Disp Sci Tech.* 2012;33:506-15
- Maclean J, *et al.*, Manufacturing and performance evaluation of a stable amorphous complex of an acidic drug molecule and Neusilin. *J Pharm Sci.* 2011;100:3332-44

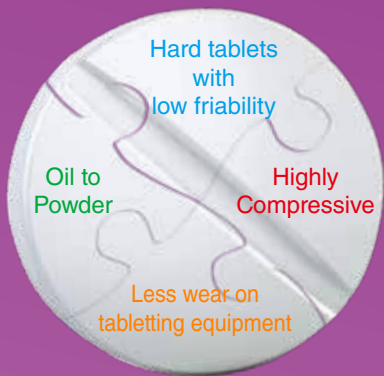
The Unique DCPA

Fujicalin®



Anhydrous Dibasic Calcium Phosphate (JP)
 Anhydrous Dibasic Calcium Phosphate (USP)
 Calcium Hydrogen Phosphate, Anhydrous (EP)


The core benefits of Fujicalin® as an excipient



Fujicalin® - The Unique DCPA

Fujicalin® is a Dibasic Calcium Phosphate Anhydrous (DCPA) designed to function as a direct compression excipient. It has exceptional flow and compression characteristics while maintaining the ability for rapid disintegration. The key to Fujicalin®'s superior performance is the highly specialized and proprietary manufacturing process that yields unique primary particles.

Electron micrograph of Fujicalin®




Fujicalin® vs Conventional DCPs



Fujicalin®'s patented manufacturing process yields porous spheres with high specific surface area. Fujicalin® is totally synthetic and ideally suited for direct

compression formulations especially involving difficult-to-compress materials like oily actives. It can be used to assist flow, reduce tablet weight variation and improve content uniformity. Fujicalin®'s density will facilitate the design of smaller tablets. It can also be used as a partial or total replacement for microcrystalline cellulose.

Electron Microphotograph of Fujicalin® and Conventional Dibasic Calcium Phosphates

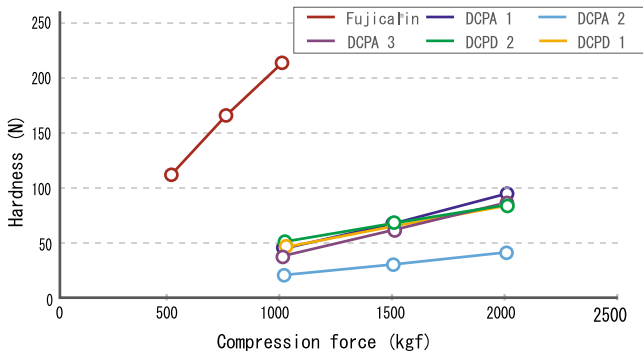


Comparison of properties among Fujicalin®, conventional DCPA and DCPD

Property	DCPA		DCPD
	Fujicalin®	Conventional	
Mean particle size (µm)*	120	45	127
Bulk density, loose (g/mL)	0.46	0.76	0.83
Bulk density, tapped (g/mL)	0.54	0.78	0.91
Angle of repose (°)	30	42	35
BET specific surface area (m ² /g)	40	0.7	0.57
Oil adsorption capacity (mL/g)	1.1	0.4	0.2
Water adsorption capacity (mL/g)	1.2	0.5	0.2

*Sieve method. DCPA: dibasic calcium phosphate anhydrous, DCPD: dibasic calcium phosphate dihydrate.

Comparison of tablet hardness with other available DCPA's



Fujicalin®'s high specific surface area contributes to higher tablet hardness at low compression forces.

Advanced Applications



Fujicalin® is recommended for preparing probiotics formulation. With Fujicalin®, probiotics tablets can be produced by direct compression at low

compression forces which leads to increasing cell viability. Commercially available probiotic products of Fujicalin® can be stored at room temperature with shelf life up to 3 years using normal bottle packaging.

Fujicalin® is an ideal carrier for Self-Emulsifying Drug Delivery System (SEDDS), liquisolid system, as well as Hot Melt Extrusion (HME) to improve tablet properties and bioavailability of poorly water soluble drugs. Fujicalin® has also been commercially used as primary excipient in roller compaction. Fujicalin® is able to facilitate fast disintegration of tablets and is recommended for fast releasing SEDDS applications.



Fujicalin® Features

- Highly compressible, and produces harder tablets than other directly compressible conventional excipients
- Easy blending and excellent flowing properties due to its spherical shape, which creates less friction
- Works with other disintegrants to promote rapid disintegration regardless of tablet hardness
- Fujicalin® granules have a smooth surface and are less abrasive compared to other DCPAs and DCPDs
- High degree of porosity is retained even under high pressure, resulting in excellent oil adsorbing capability
- Approved for pharmaceutical and food excipient use allowing versatile applications

Pharmacopoeia & Regulatory

Fujicalin® conforms to USP, EP, and JP.

Anhydrous dibasic calcium phosphate or calcium hydrogen phosphate, Anhydrous is also applicable for food use.

US DMF Type IV filed.

Listed as GRAS (Generally Recognized As Safe).

Further reading

1. Prajapati ST. *et al.*, Formulation and Evaluation of Liquisolid Compacts for Olmesartan Medoxomil. J Drug Deliv. 2013; 2013:ID 870579
2. Sohn Y. *et al.*, Development of self-microemulsifying bilayer tablets for pH-independent fast release of candesartan cilexetil. Pharmazie. 2012; 67:917-24
3. Hentzschel CM. *et al.*, Comparison of traditional and novel tableting excipients: Physical and compaction properties. Pharm Dev Technol. 2012; 17:649-53
4. Kang MJ. *et al.*, Immediate release of ibuprofen from Fujicalin®-based fast-dissolving self-emulsifying tablets. a Drug Development and Industrial Pharmacy. 2011; 37:1298-305
5. Hiroshi S. *et al.*, Formulation of lactic acid bacterium dosage form -Challenging for the unmanned direct compression. Pharm Tech Japan. 2009; 24: 27-32

Fast Melt Tablets Made Easy!


F-MELT®

“The Challenges and Opportunities of ODTs”


A patient-centric drug delivery system to deliver specialized medicines to the aging population is very critical to any pharmaceutical drug development program. Difficulty in swallowing is a major problem of the aged, patient populations with specific diseases.

One of the best choices to overcome the problem associated with swallowing difficulties is an orally disintegrating tablets (ODT) drug delivery system. For ODTs, the key challenges are producing tablets with optimum tablet hardness, rapid disintegration and overcoming the bitter taste exhibited by many actives. F-MELT® addresses these challenges with ease and offers the pharmaceutical companies opportunity to take the product to market quickly.

The core benefits of F-MELT® as an excipient



Electron micrograph of F-MELT®



F-MELT®



F-MELT® is a proprietary co-spray dried excipient launched by Fuji in 2005. F-MELT® is designed not only for manufacturing ODTs and tablets that dissolve fast in

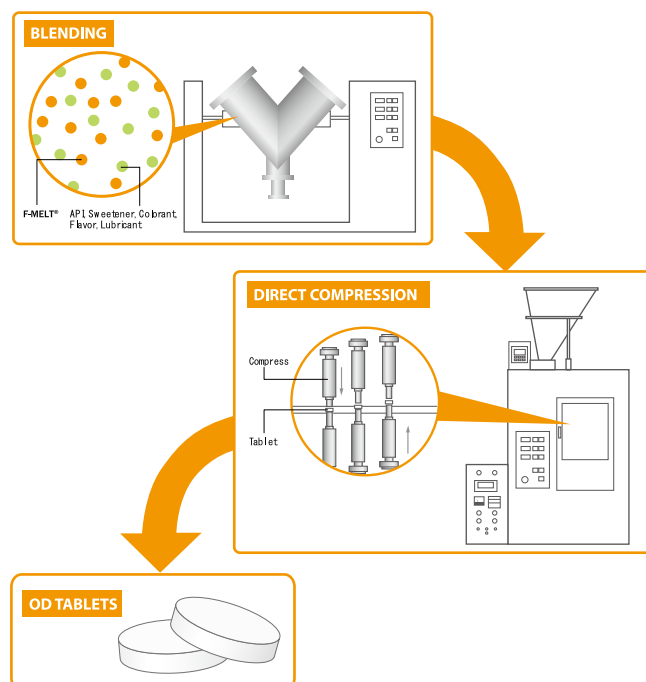
the oral cavity without the need of water, but is also an excellent excipient for soft chewable tablets. It is suitable for manufacturing directly compressible ODTs simply by blending with active pharmaceutical ingredients (APIs) and lubricants.

Physical Properties and Grades of F-MELT®

Type	Type C	Type M	F1
Appearance	White to pale yellow powder		
Loose bulk density (g/ml)	0.54	0.56	0.50
Tapped bulk density (g/ml)	0.65	0.65	-
Mean particle size distribution (µm)	121	122	139
Angle of repose (°)	34	33	31
Ingredients	D-Mannitol Xylitol MCC Croscopovidone Fujicalin®	D-Mannitol Xylitol MCC Croscopovidone Neusilin®	Waxy rice starch MCC Fujicalin®

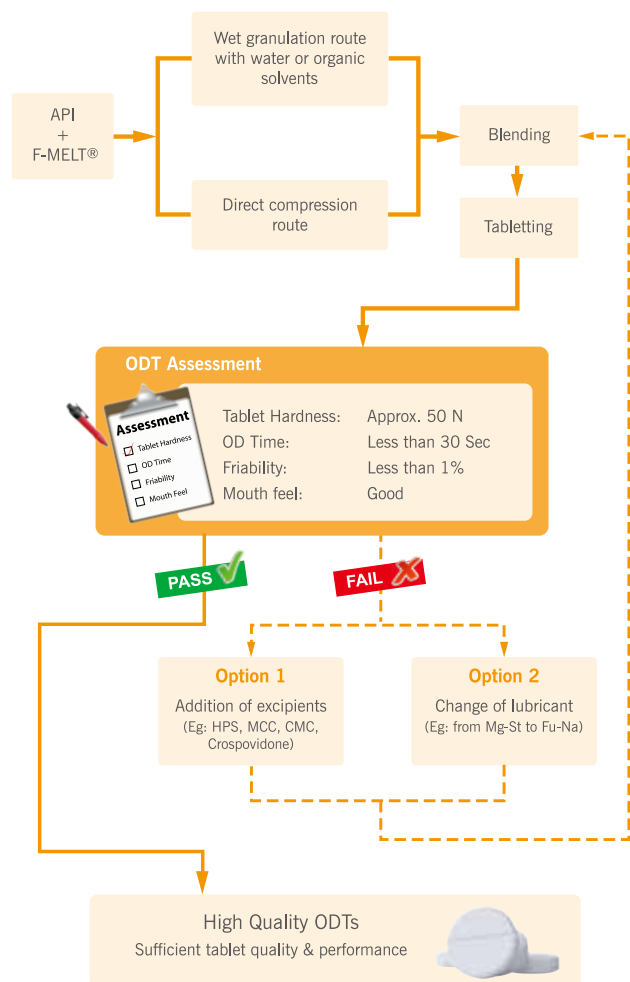
Manufacturing Process of ODT with F-MELT®

Manufacturing ODTs using F-MELT® is simple - Blend F-MELT® with APIs and lubricant and prepare tablets by direct compression. In addition, flavors, colorants, sweeteners etc could be incorporated for improved patient-compliance.



Strategy for Preparing High Performance F-MELT® Tablets (Type C & Type M)

F-MELT® is a directly compressible excipient. Depending on the actives, ODTs can also be prepared with F-MELT® through wet granulation and suitable solvents. Furthermore, if ODT quality does not meet requirement, formulators can improve the quality by adding other excipients and/or changing the lubricant.



Grades

Grade	Characteristic
Type C	Pharmaceutical and Nutraceutical applications
Type M	Pharmaceutical applications
F1	Nutraceutical and dietary supplement applications

*Please check regulatory status of each component in respective countries.

Pharmacopoeia & Regulatory

F-MELT® is manufactured under strict quality control at Fuji's cGMP certified facilities. Type C conforms to Japanese Pharmaceutical Excipients and all components meet USP-NF, JP, and EP. US DMF Type IV field. Type M conforms to Japanese Pharmaceutical Excipients and all components meet USP-NF and JP/JPC. F1 ingredients are food grade excipients.

Safety

F-MELT® Type C and Type M

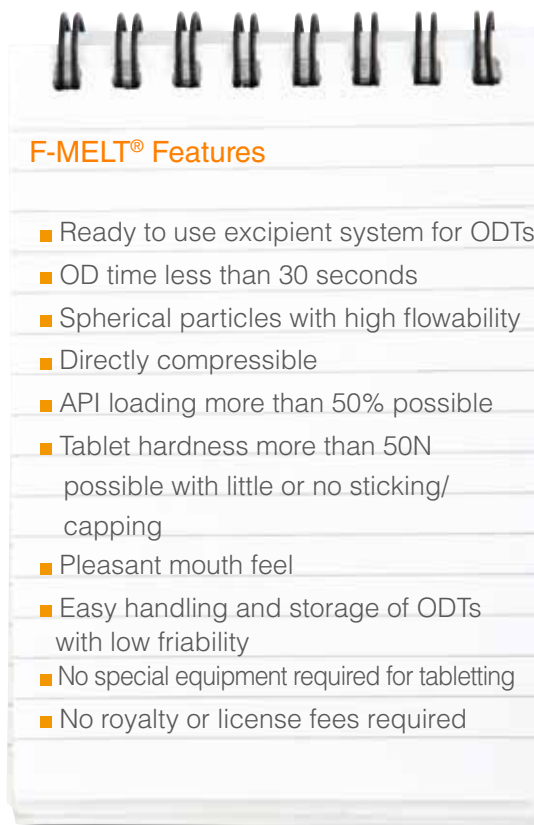
The components of F-MELT® Type C and M are safe with no reports of adverse reactions when used as excipient in pharmaceutical applications. Type C is also suitable for nutraceutical/food* applications. The components of Type C have E-numbers (EU Food Directive), and are listed in USA CFR 21 and list of Acceptable Non-Medical Ingredients in Canada.

*Please check regulatory status of each component in respective countries.

F-MELT® F1

F-MELT® F1 is for nutraceutical/food applications.

TSE/BSE, Non-GMO, Allergen free certificates are available upon request. F-MELT® does not contain any residual organic solvent.



Further reading

Machimura H. F-MELT® -An ideal excipient for orally-disintegrating tablet formulations. JSPME, 2011, Vol.20(1) p26-32.


<In Japanese>

FujiSil™




Hydrous Silicon Dioxide (JP)
Silicon Dioxide (USP)
Silica Colloidal Hydrated (EP)

The core benefits of FujiSil™ as an excipient



FujiSil™ is porous silicon dioxide that been designed as a superb inert carrier. It has remarkable flowing characteristics and adsorption property while attaining exceptional compressibility. All these characteristics are attributed to our unique manufacturing method. FujiSil™ is a powerful partner for your formulation.

Electron micrograph of FujiSil™



FujiSil™ vs Conventional Silicon Dioxide

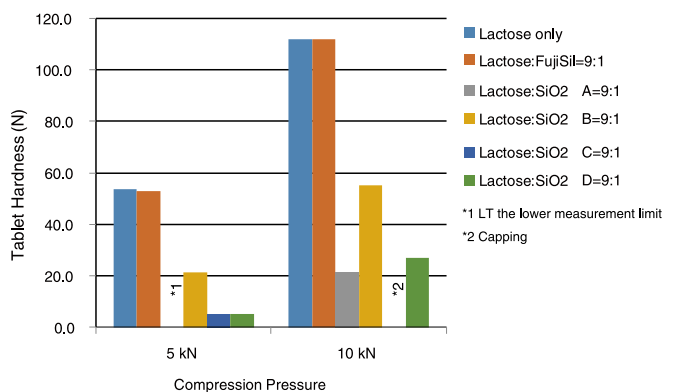
The conventional silicon dioxide is used as a flow-enhancer or adsorption carrier due to its inertness (the pH is neutral when it is water suspension.) It may however impede tablet hardness or complicate the powder handling due to its lack of compressibility and flowability. FujiSil™ has been developed with Fuji's proprietary method, and it has overcome all the shortcomings of the conventional silicate. FujiSil™'s numerous pores enables the high absorption capacity due to its large specific surface area.

Comparison of FujiSil™ and a conventional silicon dioxide*

Property	FujiSil™	Conventional SiO ₂
pH	4~8	5~8
Average particle size (µm)	80	3.1
Loss on drying (%)	2.6	4.3
Bulk density, loose (g/mL)	0.17	0.10
Bulk density, tapped(g/mL)	0.20	0.13
Angle of repose (°)	30	51
BET specific surface area (m ² /g)	400	350
Pore volume (cm ³ /g)	2.1	1.6
Oil absorption capacity (mL/g)	3.3	2.2
Water adsorption capacity (mL/g)	3.1	2.1

*For reference only


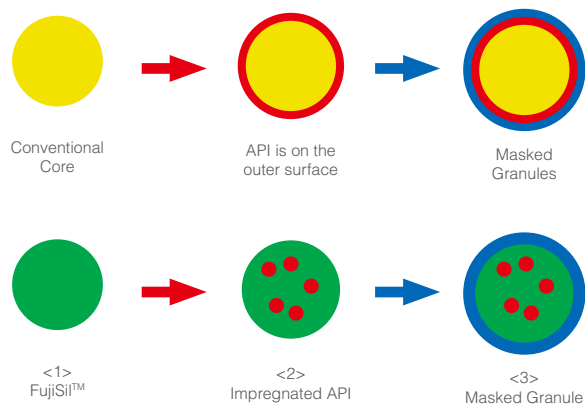
Comparison of tablet hardness among FujiSil™ and other SiO₂



Conventional silicon dioxide causes the decrease in the tablet hardness. However, FujiSil™ shows no such signs.

Application in taste masking granules

FujiSil™ is also a spherical adsorption carrier with a superb flow. It can be used as an inert core to create smaller taste masking granules than conventional carriers. In addition, it can shorten the granulation time compared to other inert cores.

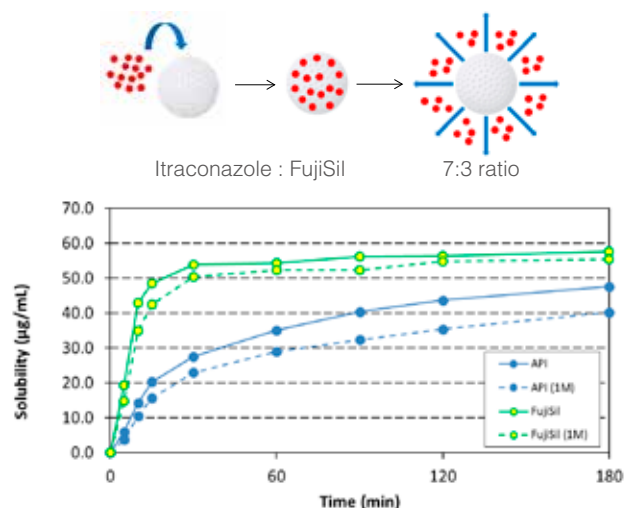


Application in moisture protection

FujiSil™ is helpful for the moisture protection of hygroscopic API due to its high moisture adsorption property. FujiSil™ helps to increase the stability of such moisture sensitive and hygroscopic drugs.

Application in solid dispersion

Turning poorly-soluble APIs into an amorphous state can improve the solubility. FujiSil™ is porous inorganic excipient and can be used as a carrier to stabilize the amorphous state. The solid dispersion prepared using spray drying method, it also has a superior flowability and aid the subsequent processing.



Pharmacopoeia & Regulatory

FujiSil™ is listed in USP/NF (as Silicon Dioxide,) EP (as Silica Colloidal Hydrated,) and JPE. Filing of US DMF Type IV is also under way.

FujiSil™ Features

- Versatile excipient due to its high compressibility and superior flowability
- Helps to minimize hardness drop during high humidity storage due to its very high moisture adsorption property
- Promotes disintegration of tablets due to its water induction characteristics
- It maintains high flowability even after adsorption
- Can be used as a carrier for taste masking granules and solid dispersion
- Application in moisture protection for hygroscopic and moisture sensitive drugs

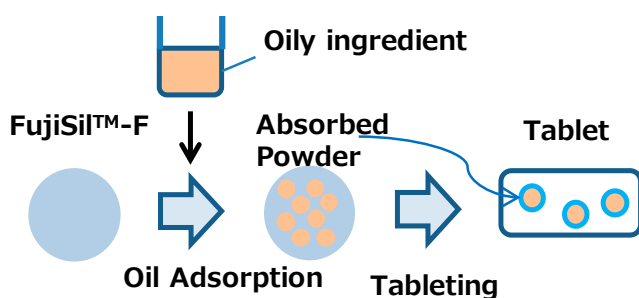
Properties of FujiSil™-F

FujiSil™-F is an excipient for dietary supplement. It retains the high adsorption, flowability and superior compressibility of the FujiSil family of excipients.

Property	FujiSil™-F
Average particle size (µm)	80
Angle of repose (°)	30
Oil absorption capacity (mL/g)	3.3

FujiSil™-F as an oil adsorption carrier

FujiSil™-F has a high oil absorption value, and suited for absorption carrier. Also, the spherical granule demonstrates splendid flowability.



Oiled FujiSil™
(FujiSil™-F:V.E. = 1:1)

Inorganic excipient	Angle of repose for the oiled powder(°)	Fluidity of the oiled powder	Oil seepage upon tableting
FujiSil™-F	34	Good	No
A	39	Good	Yes
B	48	Bad	Yes
C	NLT 50	Bad	Yes

FujiSil™-F prevents oil seepage upon tableting and is suitable for tablet formulation.

Application in Moisture Protection

FujiSil™-F can protect hygroscopic and moisture sensitive herbal extract from moisture.

Safety Information

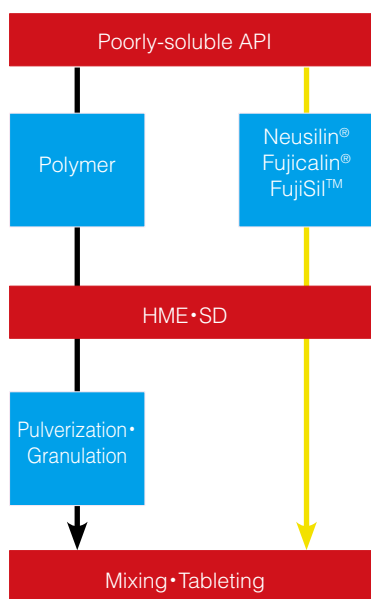
FujiSil™-F is amorphous. BSE/TSE, Non-GMO, Allergen Free statements are issued upon request. FujiSil™-F does not contain any residual organic solvent.

FujiSil™-F Features

- Versatile excipient due to its inertness and superb flowability
- High absorption value and enables powderization of oily ingredients
- Oil absorbed FujiSil™-F maintains the exceptional flowability due to its spherical shape
- FujiSil™-F prevents seeping of oily ingredients upon tableting when used as the carrier
- Application in moisture protection for hygroscopic and moisture sensitive herbal extract

Solid Dispersion Application of Neusilin[®], Fujicalin[®] and FujiSil[™]

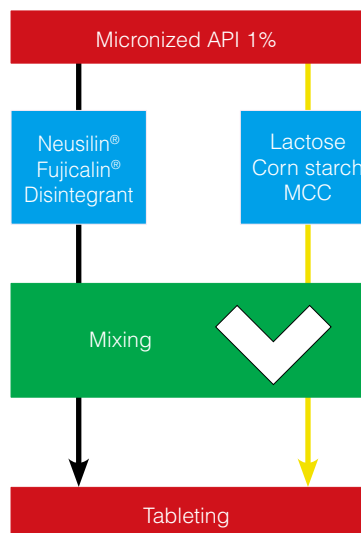
Turning the active into an amorphous state is one method to improve the solubility of poorly soluble API. Neusilin[®] and Fujicalin[®], which are porous inorganic excipients, can stabilize the amorphous state of APIs. They can be used as an inert carrier to prepare amorphous solid dispersion via spray drying (SD) or hot melt extrusion (HME).



Homogeneity Improvement with Fujicalin[®]

Direct compression offers the cost advantage. However, the powder property of the active can complicate the manufacturing. The attainment of batch homogeneity is especially crucial especially when the API ratio is relatively small.

Fujicalin[®] improves the homogeneity issue, and its exceptional flowability and compressibility can solve tableting issues. If small amount of Neusilin[®] is added into the formulation, the tableting issue is solved further more.



Hot Melt Extrusion Application of Neusilin[®] and Fujicalin[®]



Neusilin[®] HME Powder

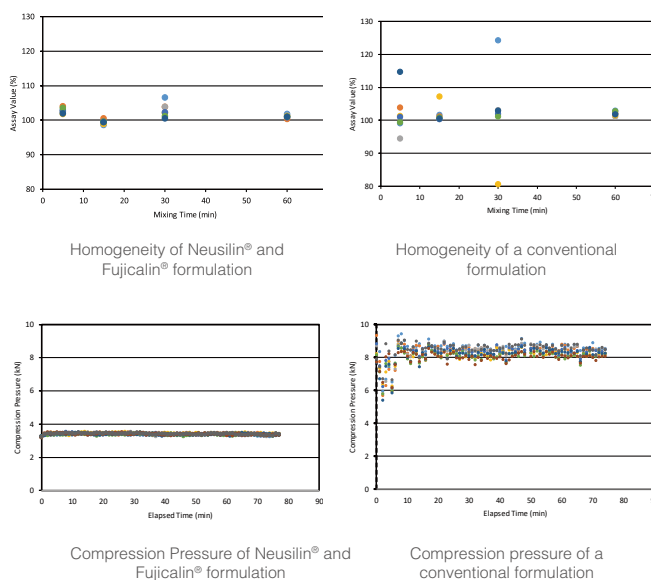


Fujicalin[®] HME Powder

Hot Melt Extrusion (HME) method micronizes the API and carrier, then it softens/melts the active and disperses it over the carrier.

A polymer is typically used as a carrier, and pulverization is also required since rigid pellets are obtained after the HME process.

On the other hand, pulverization is not required when Fujicalin[®] and Neusilin[®] are used as carriers. Fujicalin[®] and Neusilin[®] serve as adsorbents and maintain their flowability even after the HME processing.



Neusilin[®] and Fujicalin[®] formulation achieves the homogeneity in a shorter amount of time, and the minimum tablet weight variation and constant compression pressure are both achieved.

Reference

M. Maniruzzaman et al., International Journal of Pharmaceutics, 496(2015)42-51

Fuji Chemical Group

JAPAN

API & Pharmaceutical Division

Sumitomo Fudosan Onarimon Tower 10th Floor, 1-1-1
Shibakoen, Minato-ku, Tokyo 105-0011, Japan
T: +81-3-3437-2350 F: +81-3-3437-2347

Headquarters and Plant

55 Yokohoonji, Kamiichi-machi,
Nakaniikawa-gun, Toyama 930-0355 JAPAN
T: +81-76-472-2323 F: +81-76-472-2330

Gohkakizawa Plant

1 Gohkakizawa, Kamiichi-machi,
Nakaniikawa-gun, Toyama 930-0405 JAPAN
T: +81-76-472-5538 F: +81-76-472-5342

Osaka Sales Office

Kodera Plaza Building 9th floor, 2-5-23, Kitahama,
Chuo-ku, Osaka 541-0043 JAPAN
T: +81-6-6202-8901 F: +81-6-6202-8909

UNITED STATES

Fuji Chemical Industries USA, Inc.

3 Terri Lane, Unit 12
Burlington, NJ 08016
United States of America
T: +1-609-386-3030 F: +1-609-386-3033
www.fujichemicalUSA.com
contact@fujichemicalUSA.com

INDIA

AstaReal (India) Private Limited

120, Akruti Star, Central Road,
Opp. Akruti Centre Point, MIDC, Andheri (E),
Mumbai 400093, India
T: +91 22 62369998

Affiliated Corporations

JAPAN

AstaReal Co., Ltd.

Sumitomo Fudosan Onarimon Tower 10th Floor, 1-1-1 Shiba-
koen, Minato-ku, Tokyo 105-0011, Japan
T: +81 3-3437-2353 F: +81 3-3437-2348
www.astareal.com
contact@astareal.com

Asta Pharmaceuticals Co., Ltd.

55 Yokohoonji, Kamiichi-machi,
Nakaniikawa-gun, Toyama 930-0397 JAPAN
T: +81 76-461-3068 F: +81 76-472-2336

SWEDEN

AstaReal AB

Forumvägen 14, Level 16, 131 53, Nacka, SWEDEN
T: +46 8-570-139-50 F: +46 8-570-139-51
www.astareal.se
info@astareal.se

SINGAPORE

AstaReal Pte. Ltd.

6 Eu Tong Sen Street, #08-01, Singapore, 059817
T: +65 6222-1778 F: +65 6222-1779
enquiry@astareal.sg

UNITED STATES

AstaReal, Inc. (Sales and Marketing)

3 Terri Lane, Unit 12
Burlington, NJ 08016
United States of America
T: +1 609-614-6904 F: +1 609-386-3033
www.astarealUSA.com
contact@astarealUSA.com

AstaReal, Inc. (Production Facility)

7761 Randolph Rd NE,
Moses Lake, WA 98837
United States of America
T: +1 509-855-4370 F: +1 509-765-9073

Astavita, Inc.

1750, 112th Avenue, NE D-155,
Bellevue, WA, 98004, USA
Tel: +1 844-872-2782

AUSTRALIA


AstaReal (Australia) Pty Ltd

PO Box 602, Bowral 2576 NSW, Australia
T: +61 437-073-298

Neusilin, Fujicalin and F-MELT are trademarks or registered trademarks of Fuji Chemical Industries Co., Ltd. in Japan, United States of America, Europe and/or other countries.

Disclaimer:

The information found in this publication is presented in good faith with no guarantee or obligation as to accuracy and no assumption of liability. Users should make their own tests to determine the suitability of these products for their own particular purposes. However, because of numerous factors affecting results, Fuji Chemical Industries makes no warranty of any kind, express or implied, including those of merchantability and fitness for particular purpose, other than the material conforms to its applicable current standard specifications. Statements concerning the use of the products or formulations described herein are not to be construed as recommending the infringement of any patent and seller assumes no liability for the infringement arising out of such use. Standard specifications and product grades, although current at the time of publication, are subject to change without notice. For latest standard and product grades, contact Fuji Chemical Industries.



Solving Puzzles since 1946
Creativity and Contribution

Fuji Chemical Industries Co., Ltd.

API & Pharmaceutical Business Division :
Sumitomo Fudosan Onarimon Tower 10th Floor, 1-1-1 Shibakoen,
Minato-ku, Tokyo 105-0011, Japan
Telephone: +81-3-3437-2350 Fax: +81-3-3437-2347
E-mail: pharma@fujichemical.co.jp

Headquarters and Plant:
55 Yokohoonji, Kamiichi-machi, Nakaniikawa-gun, Toyama 930-0355, Japan
Telephone: +81-76-472-2323 Fax: +81-76-472-2330

www.fujichemical.co.jp